

Designing an Inclusive Event


Registration



Ensure there is a place to share pronouns, accessibility needs, and dietary preferences



Explain why this information is collected and how it will be used



Ensure multilingual communication



Use plain language and an accessible website design



Provide detailed information on venue layout, wheelchair access, transport, and accessible accommodation


Programming



Have a diverse lineup of speakers (keynotes, moderators, facilitators)



Develop an inclusive program and ensure representative panels



Have content tracks reflecting different lived experiences and use varied formats



Caption all sessions, provide AUSLAN interpreters, and ensure slide presentations use readable fonts/colors



Train event staff on respectful language, pronoun use, and supporting access needs



Provide multiple feedback options

Social events

Move beyond one-size-fits-all networking



Offer alcohol-free options and cultural immersion



Offer a mix of options (day/night, high/low stimulus)




Ensure diverse catering for cultural/dietary needs



Create shared interest group meetups

Onsite Experience



Provide quiet rooms, wellness spaces, and spaces for nursing mothers



Clear wayfinding and sensory considerations



Address neurodiversity through lighting, sound, pacing, and recovery spaces